

Safety of equipment is ensured only by strict compliance with the following directions. It is necessary that the installation is completed by qualified personnel following this instructions that will have to be kept.  
See attached wiring diagram for correct use. Disconnect before doing all operation on the equipment.  
Do not exceed the indicated maximum power on the data label. The light source contained in this lighting fitting must be replaced only by the manufacturer or his assistance service or by equally staff. This product is carrying the CE-Mark in accordance with the related European Directives. Following information is only for EU-member states.  
DISCHARGE OF LUMINAIRE – WEEE (European Directive 2012/19/UE)  
This product at its end-life is an electrical waste, and may not be disposed as a normal household waste. You are responsible of the correct disposal of an old product. To determine the locations for dropping off a WEEE contact your local government office, the waste disposal organisation that serves your erous substances. Sanctions are provided for an illegal disposal of electrical waste.

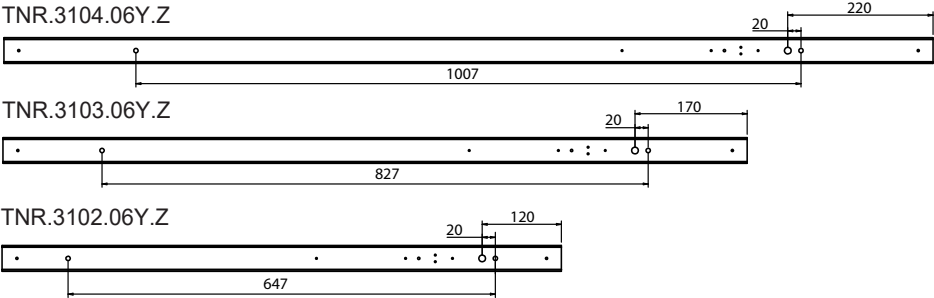
Mind the local voltage must be the same as indicated on the fitting label.

EN62471-1/08; IEC/TR62778/2014

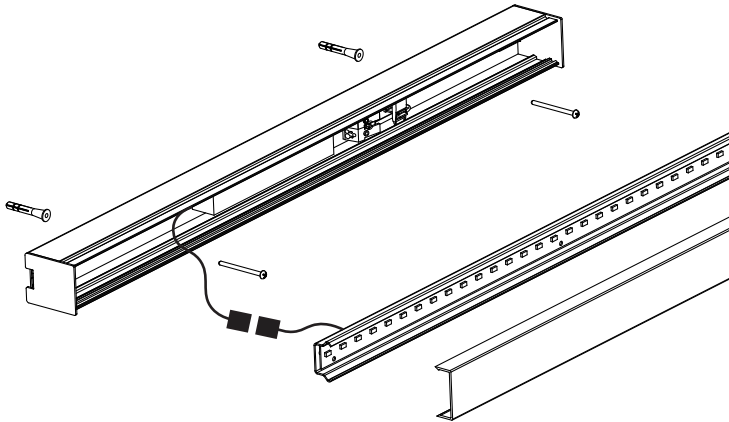
The lighting fitting should be positioned so that it is not expected a prolonged observation of fitting at a distance less than:

0,2m (3000K)

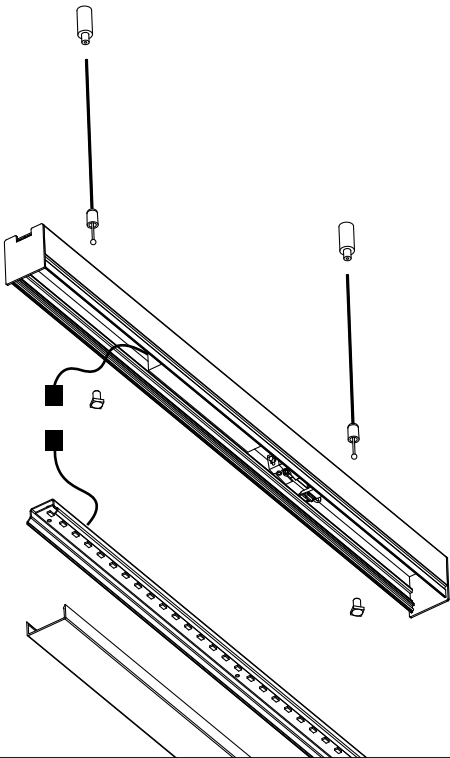
Fixing distances



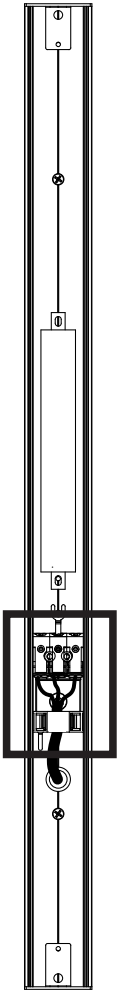
Ceiling/wall mounting



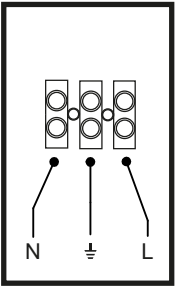
Suspension mounting



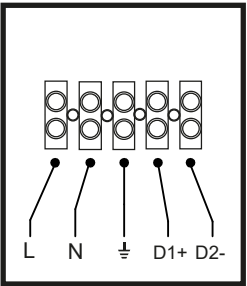
Electrical connection



ON/OFF



DALI



PUSH

