



95 - 100 lm Emergency
















150 - 225 lm Emergency



250 - 850 lm Emergency

DIANA FLAT

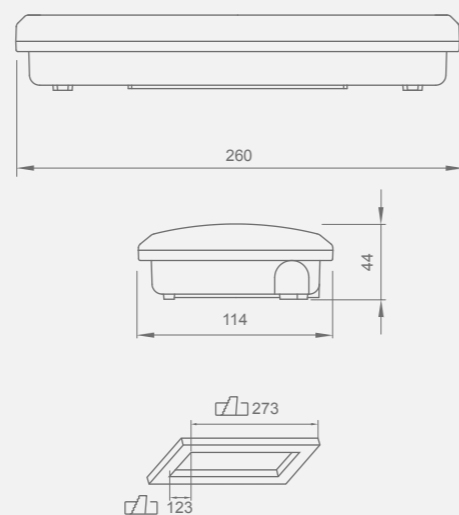
SPECIFICATION

-  Polycarbonate body
-  Diffuser: Transparent Polycarbonate
-  IP44
-  IK07
-  95 lm - 850 lm
-  Duration: 1 - 3 - 8 h · Battery: Ni-CD / LiFePO₄
-  Charging time: 24 h (Ni-Cd) / 12 h (LiFePO₄)
-  Supply: 230 V - 50 Hz
-  LED temperature: 4000 °K
-  Working temperature: 0 °C to +40 °C
-  Standard
-  AutoTest
-  SmartZ®

VIEW EV010 RANGE 



DIMENSIONS (mm)



STANDARDS COMPLIANCE

- EN-60598-2-22
- AutoTest: EN-62034
- DALI-2: EN 62386
- Wireless SmartZ®: ETSI EN 303 447-1

CERTIFICATIONS



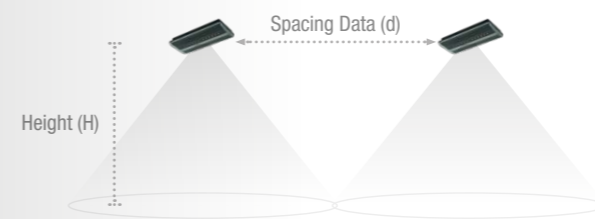
	RANGE				Battery	Part number
	Emergency	Mains	Type*	Dur.		
Standard	95 lm		NM	1 h	3.6V 0.3 NiCd	LDF3100C
	225 lm		NM	1 h	3.6V 0.8 NiCd	LDF3200C
	450 lm		NM	1 h	3.6V 1.6 NiCd	LDF3500C
	600 lm		NM	1 h	6.0V 1.6 NiCd	LDF3600C
	850 lm		NM	1 h	6.0V 1.6 NiCd	LDF3800C
	150 lm		NM	3 h	3.6V 2.0 NiCd	LDF9150C3
AutoTest	95 lm		NM	1 h	3.6V 0.3 NiCd	LDF9100X
	225 lm		NM	1 h	3.6V 0.8 NiCd	LDF9200X
	390 lm	250 lm	NM	1 h	3.2V 1.5A/h LiFePO ₄	LDF9400LX
	390 lm		M/NM	1 h	3.2V 1.5A/h LiFePO ₄	LDF9400LXP
	450 lm		NM	1 h	3.6V 1.6 NiCd	LDF9500X
	600 lm		NM	1 h	4.8V 1.6 NiCd	LDF9600X
	795 lm	400 lm	NM	1 h	6.4V 1.5A/h LiFePO ₄	LDF9800LX
	795 lm		M/NM	1 h	6.4V 1.5A/h LiFePO ₄	LDF9800LXP
	850 lm		NM	1 h	6.0V 1.6 NiCd	LDF9800X
	150 lm		NM	3 h	3.6V 1.6 NiCd	LDF9150X3
	150 lm		NM	3 h	3.2V 1.5A/h LiFePO ₄	LDF9150LX3
	150 lm	90 lm	M/NM	3 h	3.2V 1.5A/h LiFePO ₄	LDF9150LXP3
DALI	390 lm	250 lm	M/NM	1 h	3.2V 1.5A/h LiFePO ₄	LDF9400LAP
	795 lm	400 lm	M/NM	1 h	6.4V 1.5A/h LiFePO ₄	LDF9800LAP
	150 lm	90 lm	M/NM	3 h	3.2V 1.5A/h LiFePO ₄	LDF9150LAP3
Wireless SmartZ®	390 lm	250 lm	M/NM	1 h	3.2V 1.5A/h LiFePO ₄	LDF9400LWP
	795 lm	400 lm	M/NM	1 h	6.4V 1.5A/h LiFePO ₄	LDF9800LWP
	150 lm	90 lm	M/NM	3 h	3.2V 1.5A/h LiFePO ₄	LDF9150LWP3
	100 lm	60 lm	M/NM	8 h	3.2V 3.0A/h LiFePO ₄	LDF9100LWP8

*NM: Non Maintained. The luminaire operates from emergency supply only upon failure of the normal mains supply.
 *M/NM: Maintained/Non Maintained. With a switch which allows to select Maintained or Non Maintained mode function.

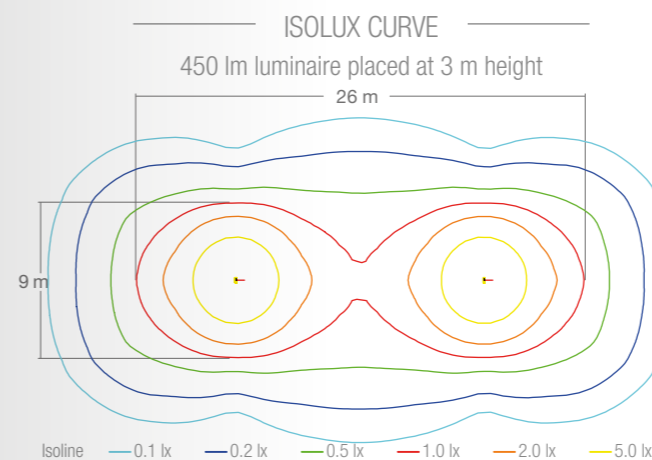
For version in black colour, add an 'N' at the end of the part number.

SPACING TABLE

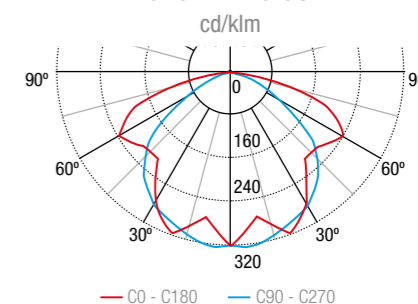
Spacing table calculated with 1 lux minimum illuminance



Height (H)	Spacing Data (d)				
	95 lm	225 lm	450 lm	600 lm	850 lm
2.5 m	8.2 m	11.3 m	14.0 m		
3 m	7.3 m	12.0 m	15.0 m		
4 m	7.8 m	12.7 m	16.7 m		
5 m	7.6 m	12.1 m	17.7 m		
6 m	6.7 m	11.9 m	17.8 m	20.7 m	23.5 m
8 m				19.9 m	24.5 m
10 m				18.5 m	23.3 m
12 m				17.9 m	21.9 m
14 m				17.4 m	21.3 m



PHOTOMETRIC GUIDE



DIANA FLAT

ZEMPER

ACCESSORIES



CDD008
Opal diffuser (-20% lumen output)



AED0071
Accessories for wall semi-recessed mounted (white colour)



AGV120
Protective Grille



AIF001
Slope accessory
47° Flat



AMU8001
Universal frame for holes
with 8W to Diana/Xena



AMD0051
Accessories for wall recessed mounted (white colour)



AKF001
IK10 accessory
Diana Flat



KEYC
Cylindrical housing IP65



APE0065
IP66 weatherproof kit



APE144
IP44 weatherproof kit, specially indicated for parking areas



90091NMF
Accessories for ceiling recessed mounted (white colour) + transparent panel D6 (without digital printing)



APT316
Modular self-adhesive signalling pictogram set with 4 arrows



YPD0030
Diana connection mounting plate

Set of pictographs (not included)



APV616 APV617 APV618 APV619

