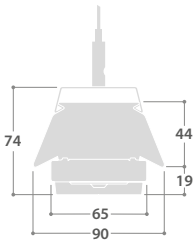


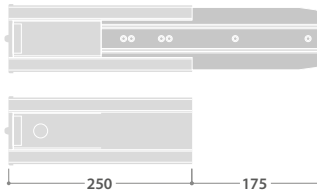
ZIPLINE ECO




DIMENSIONS



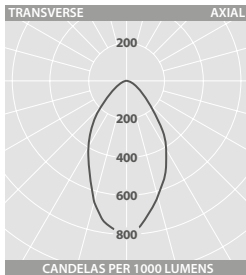
Suspension mounted version



End kit

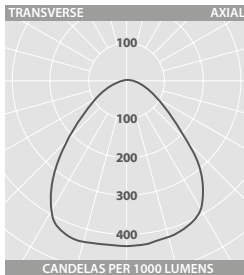


PHOTOMETRIC GUIDE



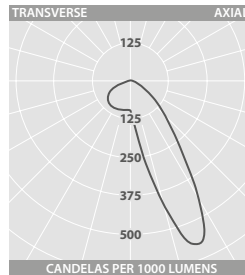
NARROW

Luminaire Lumen Output
 22W = 4470lm
 33W = 6655lm
 41W = 7530lm
 53W = 9570lm
 64W = 10975lm



BROAD

Luminaire Lumen Output
 22W = 4400lm
 33W = 6530lm
 41W = 7395lm
 53W = 9405lm
 64W = 10780lm



DOUBLE ASYMMETRIC

Luminaire Lumen Output
 22W = 4525lm
 33W = 6725lm
 41W = 7640lm
 53W = 9695lm
 64W = 11060lm

CONTINUOUS LED LIGHTING SYSTEM



SPECIFICATION

- Raw galvanised steel trunking
- Pre-installed wiring loom, module sockets at 1500mm intervals
- Plug and socket connections between trunking joints
- Luminaire modules have three lens options
- SmartScan wireless technology removes the need for control cabling. Ideal for retro-fit
- Modules click fit using stainless steel spring (requires a standard screwdriver to release)

LED CHARACTERISTICS

CRI	80+
COLOUR TEMPERATURE	4000K
RATED LIFE (HOURS)	100K - L70/B10
PROTECTION	LUX GUARD
DRIVER EFFICIENCY	>88%
REPLACEABLE	YES
POWER FACTOR	>0.9

LL/CW **192.1**

For LED characteristics explanation see www.thorlux.com/led-guide

Luminaire Module SmartScan Configurations



Find out more at www.thorlux.com/smartsan

Emergency Module SmartScan Configurations



Find out more at www.thorlux.com/smartsan

1 TRUNKING RANGE

DESCRIPTION	CAT. No.	APPROX. kg
1.5m	ZP 20296	2.6
3.0m	ZP 20295	5.0
4.5m	ZP 20294	7.2

2 LUMINAIRE MODULE RANGE

	NOMINAL SIZE (mm)	LED	NARROW	BROAD	DOUBLE ASYMMETRIC	APPROX. kg	CIRCUIT
SMART	1500	22W	ZP 16416	ZP 16420	ZP 16561	2.5	D/SS
		33W	ZP 16417	ZP 16421	ZP 16562	2.5	D/SS
		41W	ZP 16418	ZP 16422	ZP 16563	2.5	D/SS
		53W	ZP 16419	ZP 16423	ZP 16564	2.5	D/SS
		64W	ZP 16602	ZP 16600	ZP 16604	2.5	D/SS
STANDARD	1500	22W	ZP 16424	ZP 16428	ZP 16565	2.4	L/A
		33W	ZP 16425	ZP 16429	ZP 16566	2.4	L/A
		41W	ZP 16426	ZP 16430	ZP 16567	2.4	L/A
		53W	ZP 16427	ZP 16431	ZP 16568	2.4	L/A
		64W	ZP 16603	ZP 16601	ZP 16605	2.4	L/A

CIRCUIT TYPE - suffix catalogue number with:

SMART D - Smart / SS - SmartScan

STANDARD L - non-dimming (LED) / A - dimming (DALI) e.g. ZP 16416SS etc.

EMERGENCY VERSION - prefix catalogue number with:

EZP - Emergency (Not available when selecting the 'SS' suffix)

WZP - SmartScan (Only available when selecting the 'SS' suffix)

e.g. WZP 16416SS etc.

Add 0.3kg to weights listed.

3 MODULE OPTIONS

DESCRIPTION	CAT. No.	APPROX. kg
Presence detector module	ZP 16432	0.9
SmartScan Firefly Plus Emergency (<i>standard downlighter</i>)	WZP 19627	1.3
SmartScan Firefly Plus Emergency (<i>area downlighter</i>)	WZP 19628	1.3
SmartScan Firefly Emergency (<i>area downlighter</i>)	WZP 16435	1.3
SmartScan Firefly Emergency (<i>corridor downlighter</i>)	WZP 16436	1.3

4 FINISHING COMPONENTS

DESCRIPTION	CAT. No.
Trunking snap-in infill lid (<i>nominal 1.5m lengths to be cut as required</i>)	ZP 16413
Trunking end kit (<i>1 kit required per row, includes live end and dead end</i>)	ZP 20298
Wire suspension kit (<i>3m length</i>)	IK 20299