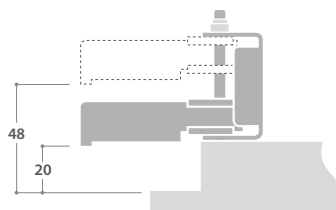


# RADIANCE CORRIDOR

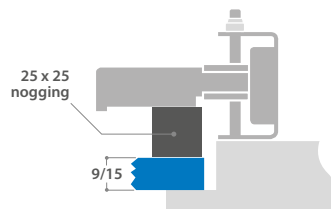


## MOUNTING ARRANGEMENTS (1200 x 150mm nominal ceilings)

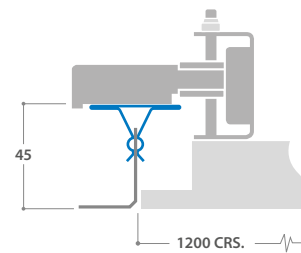
Side arm suspension  
adjustment range



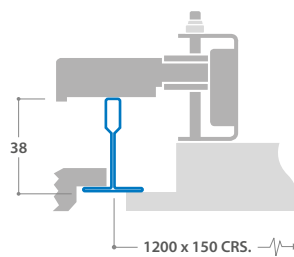
Plasterboard Ceiling  
(Cut-out - 1176 x 123)



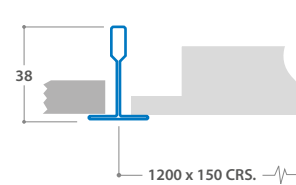
Spring Tee



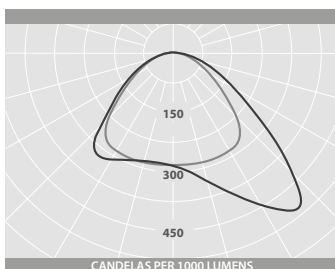
Pull-up - Exposed T-bar  
(15mm or 24mm)



Lay-in on Exposed T-bar  
(15mm or 24mm)

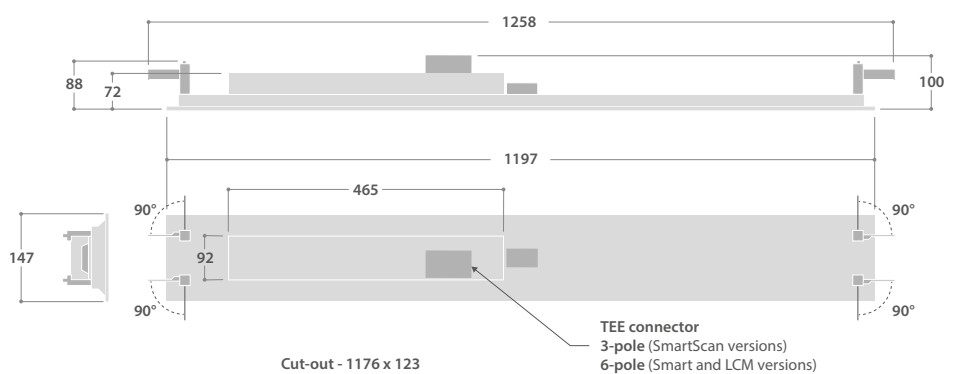


## PHOTOMETRIC GUIDE



Luminaire Lumen Output:  
24W = 2980lm

## DIMENSIONS



NARROW, LOW-GLARE, RECESSED, ASYMMETRIC CORRIDOR LED LUMINAIRES



## SPECIFICATION

- Steel body finished full polyester non-yellowing satin white (RAL 9016)
- Carefully controlled optics provide a low-glare asymmetric distribution to evenly illuminate hospital corridors from an off-centre position
- Fire-retardant polycarbonate low glare diamond-prism diffuser
- Zinc coated steel gear enclosure securely fastened to the luminaire housing
- Edge-lit diffuser technology reduces visible LEDs
- Specifically designed to provide a 'visual comfort zone'
- Complies with CIBSE 2008 Hospital Lighting Guide (LG2)
- Suitable for most ceiling types; lay-in or pull up with optional side arm suspensions
- Smart versions with intelligent lighting control
- SmartScan wireless technology removes the need for control cabling. Ideal for retro-fit
- Fitted with 4000K LEDs

## LED CHARACTERISTICS

CRI	80+
COLOUR TEMPERATURE	4000K
RATED LIFE (HOURS)	67K - L80/B10
PROTECTION	LUX GUARD
DRIVER EFFICIENCY	>85%
REPLACEABLE	YES*
POWER FACTOR	>0.9
LL/CW	114.6

For LED characteristics explanation see [www.thorlux.com/led-guide](http://www.thorlux.com/led-guide)

\* Light engine is replaceable as a single plug in unit

## SmartScan Configurations



Find out more at [www.thorlux.com/smartsan](http://www.thorlux.com/smartsan)



## RANGE

	NOMINAL SIZE (mm) ■	LED	CAT. No.	APPROX. kg	CIRCUIT
SMART	1200 x 150	24W	RC 18819	4.4	D/SS
STANDARD	1200 x 150	24W	RC 18820	4.3	L/A

CIRCUIT TYPE - suffix catalogue number with:

SMART D - Smart / SS - SmartScan

STANDARD L - non-dimming / A - dimming (DALI) e.g. RC 18819SS etc.

EMERGENCY VERSION - prefix catalogue number with:

ERC - Emergency (Not available when selecting the 'SS' suffix)

TRC - AutoTest

WRC - SmartScan (Only available when selecting the 'SS' suffix)  
e.g. WRC 18819SS etc.

Add 0.3kg to weights listed.

■ Bespoke sizes available to special order

## ACCESSORIES

DESCRIPTION	CAT. No.
Optional side arm suspension kit ▲	RC 18821

▲ 4 arms per kit - not required for lay-in mounting

## WEB LINK >

"PLUG AND PLAY"  
LIGHTING CABLE  
MANAGEMENT

