



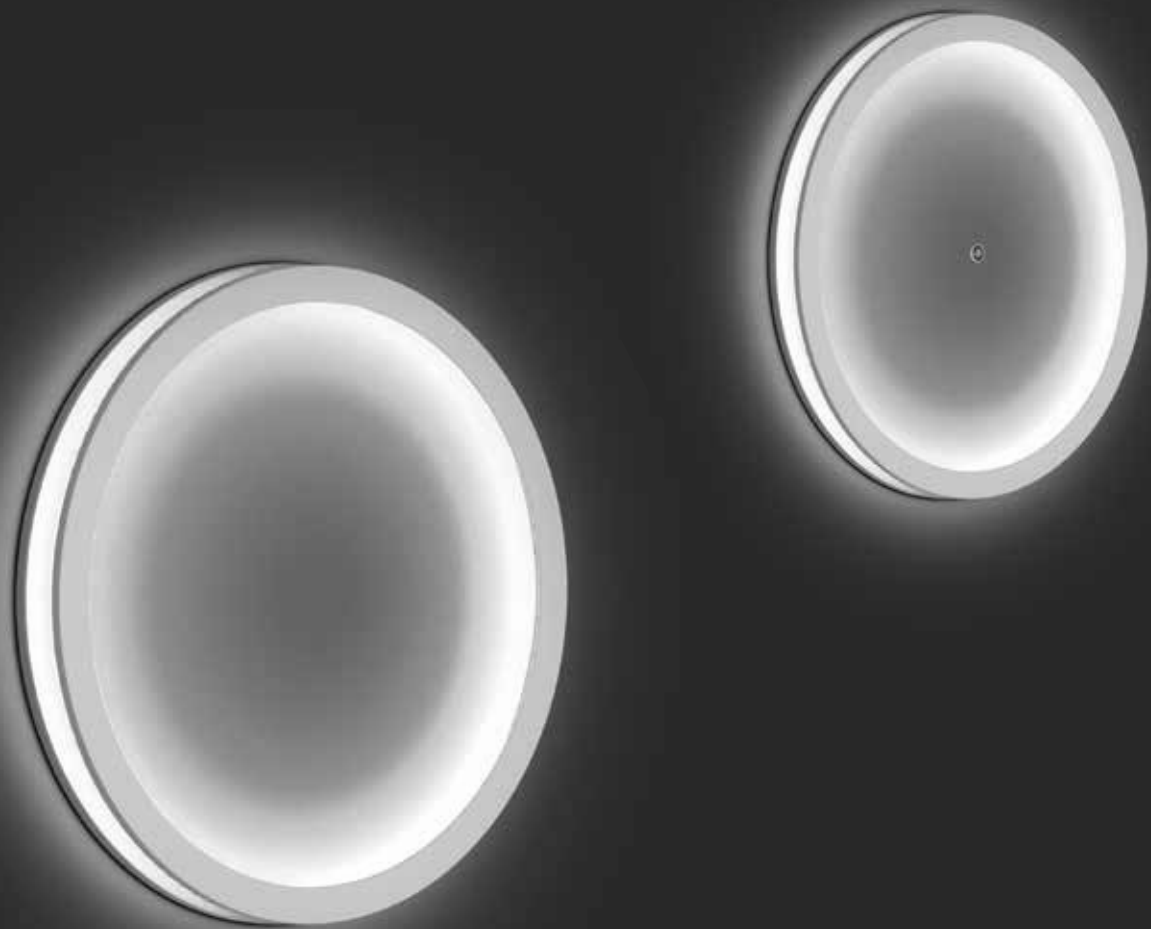
Ovix



The Ovix breaks from traditional lighting convention by using an indirect light source. The LED light engine is positioned at the front of the luminaire and directed backwards towards a high performance profiled reflector.

The light is reflected in multiple directions through a clear polycarbonate cover, creating a broad light distribution whilst maintaining high performance and visual comfort with no visible image of LEDs.

When lighting a corridor it is possible to use fewer Ovix luminaires than conventional alternatives to maintain or improve average light levels and uniformity, whilst still reducing the power consumed.






# Superb Efficiency

with no visible image of LEDs

# Sleek, Stylish and Sturdy

500mm diameter. Ideal for covering existing fixings when retro-fitting.



## Unique Design

Indirect light source provides extremely low glare with high visual comfort.




## Twist and Lock Light Engine

Quick and simple installation process (optional locking screw supplied).



## Durable - IK09

Strong cover withstands accidental knocks.



## Broad Distribution

High performance profiled reflector for broad distribution, enhanced uniformity and greater spacing between luminaires.



## Stylish and Efficient

Clear cover for efficient light transmission.



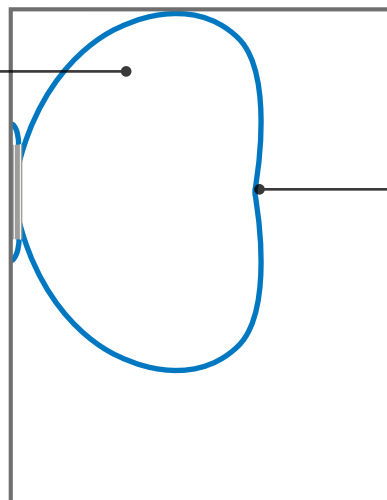
## Sleek Design

A shallow profile of just 51mm.

## Wall Mounted

### Wide distribution

Provides light directly to floor and ceiling



### Reduced forward intensity

Reduces bright spots directly opposite the luminaires

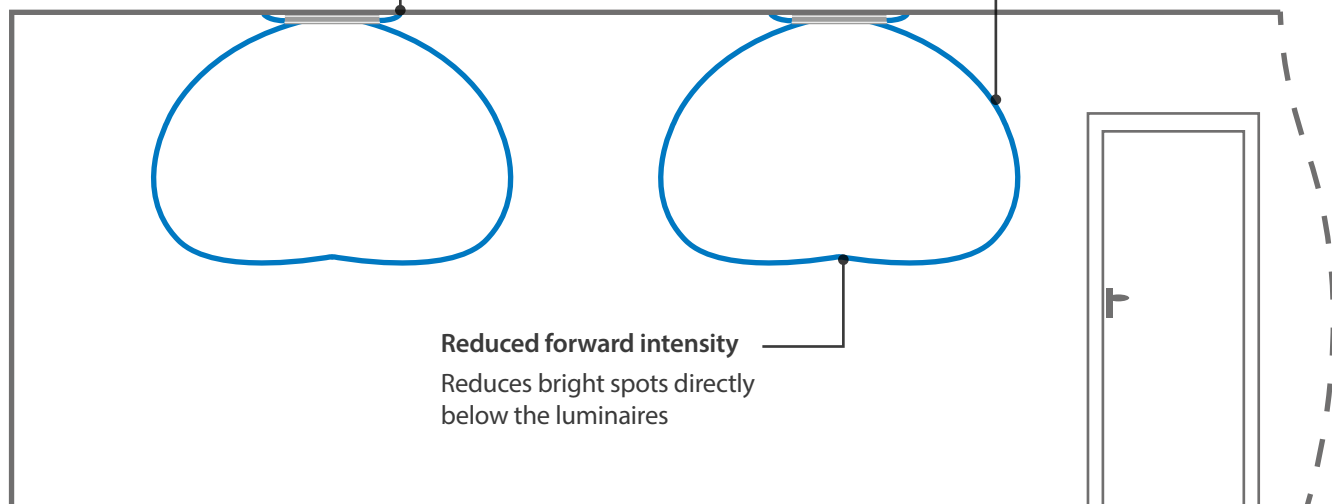
## Ceiling Mounted

### Rear-facing light intensity

Reduces contrast between mounting surface and luminaire for increased visual comfort

### Wide distribution

Provides high uniformity and increased luminaire spacing



### Reduced forward intensity

Reduces bright spots directly below the luminaires

The high performance reflector produces a broad light distribution, excellent for wide luminaire spacing and provides high uniformity. The distribution of light is ideal for corridors and stairwells when either wall or ceiling mounted.

- ✓ High corridor uniformity
- ✓ Wide luminaire spacings
- ✓ High vertical illumination
- ✓ Low glare



# Illuminated Halo Effect

Light is directed back onto the wall for an enhanced visual appearance.





CIRCULAR SURFACE MOUNTED  
LUMINAIRES WITH EXCELLENT  
LATERAL DISTRIBUTION



SPECIFICATION

- Spun steel gear tray finished full polyester, non-yellowing white
- Sealed light engine assembly comprising of clear polycarbonate cover, moulded reflector and white trim
- Low profile unobtrusive design
- Wipe clean surface, no dust traps
- Excellent lateral light distribution - suitable for stairwells
- Tool free access (option to lock cover using locking screw supplied)
- Indirect light source, extremely low glare and high visual comfort
- Smart versions with intelligent lighting control - integrated Smart Sensor
- SmartScan wireless technology removes the need for control cabling. Ideal for retro-fit
- Fitted with 4000K LEDs

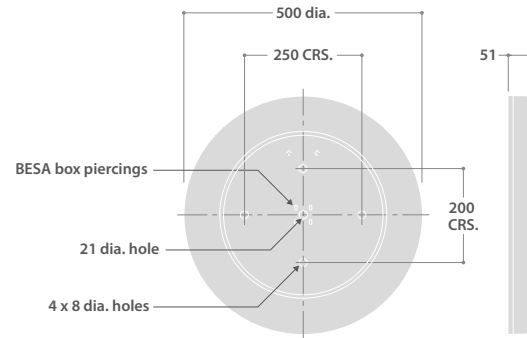
LED CHARACTERISTICS

CRI	80+
COLOUR TEMPERATURE	4000K
RATED LIFE (HOURS)	90K - L80/B10
PROTECTION	LUX GUARD
DRIVER EFFICIENCY	>80%
REPLACEABLE	YES
POWER FACTOR	>0.9

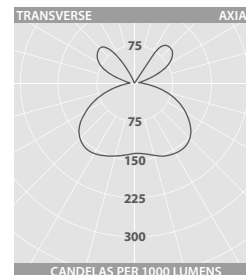
LL/CW 142.4

For LED characteristics explanation see  
[www.thorlux.com/led-guide](http://www.thorlux.com/led-guide)

DIMENSIONS



PHOTOMETRIC GUIDE



Luminaire Lumen Output:  
10W = 1665lm  
17W = 2705lm  
24W = 3685lm

RANGE

	LED	STANDARD	APPROX. kg	CIRCUIT
SMART	10W	OV 19280	3.9	D/SS
	17W	OV 19281	3.9	D/SS
	24W	OV 19282	3.9	D/SS
STANDARD	10W	OV 19283	3.8	L/A
	17W	OV 19284	3.8	L/A
	24W	OV 19285	3.8	L/A

CIRCUIT TYPE - suffix catalogue number with:

**SMART** D - Smart / SS - SmartScan

**STANDARD** L - non-dimming / A - dimming (DALI) e.g. OV 19280SS etc.

EMERGENCY VERSION - prefix catalogue number with:

**EOV** - Emergency  
**TOV** - AutoTest (Not available when selecting the 'SS' suffix)

**WOV** - SmartScan (Only available when selecting the 'SS' suffix)  
e.g. **WOV 19280SS** etc.

Add 0.3kg to weights listed

SmartScan Configurations



Find out more at [www.thorlux.com/smartscan](http://www.thorlux.com/smartscan)

WEB LINKS

[www.thorlux.com/controls](http://www.thorlux.com/controls)

Presence Detection Guide



Designers, manufacturers and suppliers  
of professional lighting systems

INDUSTRIAL LUMINAIRES  
COMMERCIAL LUMINAIRES  
FLOODLIGHTING LUMINAIRES  
ARCHITECTURAL LUMINAIRES  
HEALTHCARE LUMINAIRES  
HAZARDOUS AREA LUMINAIRES  
RETAIL AND DISPLAY LUMINAIRES  
CONTROLS AND SYSTEMS

A DIVISION OF FW THORPE PLC

**Thorlux Carbon Offsetting Project:**  
[www.thorlux.com/trees](http://www.thorlux.com/trees)

The information given in this catalogue is typical and must not be interpreted as a guarantee of individual product performance and/or characteristics. We reserve the right to alter specifications and designs without prior notice.

**Thorlux Lighting**  
Merse Road  
North Moons Moat  
Redditch  
Worcestershire  
B98 9HH  
England

**T** +44 (0)1527 583200  
**F** +44 (0)1527 584177  
**E** [thorlux@thorlux.co.uk](mailto:thorlux@thorlux.co.uk)  
**W** [www.thorlux.com](http://www.thorlux.com)

**Direct UK Sales Line: 01527 583222**

**Thorlux Lighting Ireland**  
Unit G6  
Riverview Business Park  
Nangor Road  
Gallanstown  
Dublin 12  
Ireland

**T** +353 (0)1 460 4608  
**F** +353 (0)1 460 4609  
**E** [thorlux@thorlux.ie](mailto:thorlux@thorlux.ie)  
**W** [www.thorlux.ie](http://www.thorlux.ie)

**Thorlux Lighting Deutschland**  
Ernst Gnoß Strasse 7  
40219 Düsseldorf  
Deutschland

**T** +49 (0)211 695 603-10  
**F** +49 (0)211 695 603-11  
**E** [thorlux@thorlux.de](mailto:thorlux@thorlux.de)  
**W** [www.thorlux.de](http://www.thorlux.de)

**Thorlux Lighting Australasia Pty Ltd.**  
31 Cross Street  
Brookvale  
Sydney  
NSW 2100  
Australia

**T** 1300 04 32 32  
**T** +61 (0)2 9907 1261  
**E** [thorlux@thorlux.com.au](mailto:thorlux@thorlux.com.au)  
**W** [www.thorlux.com.au](http://www.thorlux.com.au)

Registered No. ABN 139 400 507

**Thorlux Lighting LLC**  
Office 334  
European Business Centre  
Green Community  
Dubai Investment Park 1  
PO Box 33484  
Dubai  
United Arab Emirates

**T** +971 (0)2 656 5842  
**F** +971 (0)2 622 4149  
**E** [sales@thorlux.ae](mailto:sales@thorlux.ae)  
**W** [www.thorlux.ae](http://www.thorlux.ae)

