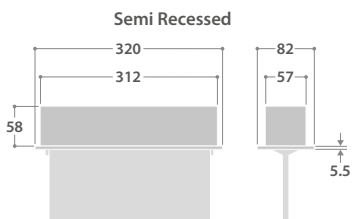
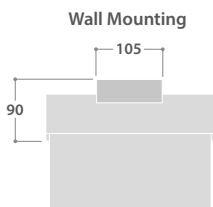
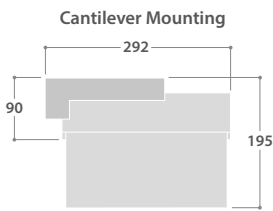
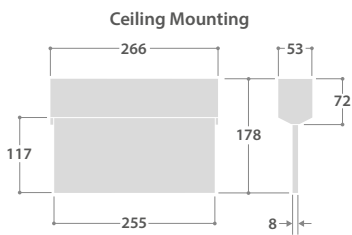


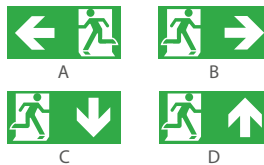


## DIMENSIONS



## LEGEND OPTIONS

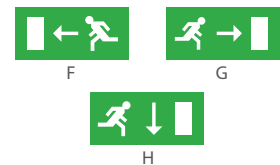
### ISO 7010 Single Sided



### ISO 7010 Double Sided



### EURO Single Sided



### EURO Double Sided



## OPTIONAL MOUNTING KITS

DESCRIPTION	CAT. No.	APPROX. kg
Wall mounting kit	<b>LEX 13391W9</b>	0.2
Cantilever mounting kit	<b>LEX 13392W9</b>	0.2
Semi-recessed mounting kit	<b>LEX 20167</b>	0.6



Semi-recessed kit

## SPARES

DESCRIPTION	CAT. No.	APPROX. kg
Nickel Metal Hydride (NiMH) battery	<b>EMB 617</b>	0.15



Ceiling mounting

EDGE-LIT EMERGENCY EXIT SIGNS WITH SMARTSCAN WIRELESS COMMUNICATION



SPECIFICATION

- Steel body and polycarbonate end caps finished white (RAL9016) with acrylic legend panel
- Low power consumption (1W total)
- Extremely long LED lifetime, up to 100,000 hours
- 19.5m maximum viewing distance in accordance with BS EN 1838
- Three hour, maintained emergency operation
- Ceiling mounted or with optional kits for wall, cantilever and semi-recessed mounting
- Semi-recessed option. Bezel finished full polyester, non-yellowing white
- Choice of legends
- Status indicator shows operational condition
- Reliable Nickel Metal Hydride (NiMH) battery technology

At Platform 1 SmartScan emergency luminaires may self-test at any time. Consequently, caution should be exercised in situations where this may be inconvenient (such as hotel rooms or hospital wards). At Platform 2 specific testing times can be set via the SmartScan website (SmartScan Gateway required).

RANGE

ISO 7010 LEGEND	CAT. No	EURO LEGEND	CAT. No	APPROX. kg	TYPE
<b>SmartScan</b>					
A	<b>WEX 20169</b>	F	<b>WEX 20174</b>	1.5	Maintained ▲
B	<b>WEX 20170</b>	G	<b>WEX 20175</b>	1.5	Maintained ▲
C	<b>WEX 20171</b>	H	<b>WEX 20176</b>	1.5	Maintained ▲
D	<b>WEX 20172</b>	J	<b>WEX 20177</b>	1.5	Maintained ▲
E	<b>WEX 20173</b>			1.5	Maintained ▲
<b>AutoTest</b>					
A	<b>TEX 20169</b>	F	<b>TEX 20174</b>	1.5	Maintained ▲
B	<b>TEX 20170</b>	G	<b>TEX 20175</b>	1.5	Maintained ▲
C	<b>TEX 20171</b>	H	<b>TEX 20176</b>	1.5	Maintained ▲
D	<b>TEX 20172</b>	J	<b>TEX 20177</b>	1.5	Maintained ▲
E	<b>TEX 20173</b>			1.5	Maintained ▲
<b>Emergency</b>					
A	<b>EEX 20169</b>	F	<b>EEX 20174</b>	1.5	Maintained ▲
B	<b>EEX 20170</b>	G	<b>EEX 20175</b>	1.5	Maintained ▲
C	<b>EEX 20171</b>	H	<b>EEX 20176</b>	1.5	Maintained ▲
D	<b>EEX 20172</b>	J	<b>EEX 20177</b>	1.5	Maintained ▲
E	<b>EEX 20173</b>			1.5	Maintained ▲

▲ Wire link may be removed to enable non-maintained operation

SmartScan Wireless Standards Compliance:

Europe: EN 300 220-1 V2.4.1 / EN 301 489-3 V1.6.1

Australasia: ACMA 2014 Radio Communication Standard 2014

Thorlux Patented Wireless Technology - GB2575724

**SmartScan Configurations**

Find out more at [www.thorlux.com/smartscan](http://www.thorlux.com/smartscan)

**5 YEAR**  
BATTERY WARRANTY\*

\*SmartScan versions only