


# SLACKLINE MICRO

SLACKLINE family is composed of a wide selection of aluminium profiles with different fixing types but with the same LED source: Slackline Trim, Slackline Regular and Slackline Micro. These characteristics make the Slackline installation very flexible in any ambience.

Minimal design and excellent light quality.

Slackline is also suitable for linear connection solutions (on request).

Depending on fixing types, the Slackline comes in various different standard lengths with CRI>94.



## WALL | 1M - 3000K

---

### LAMPING

Source	Linear LED
Total power	15W
Emission	Diffused
Tension	24VDC
Color temperature	3000K
Luminous flux	457lm
Initial luminaire efficacy	> 36lm/W
Initial chromaticity	SDCM < 3
Typ CRI	90
Energy class	A+
IP class	40
Dimensions	1,5x1x100cm
Materials	Anodized aluminum
Ambient temperature range	- 20°C / 35°
Performance ambient temperature	25°
Notes	compatible controls: 1-10V, DALI, DMX, Casambi; cable 0,5m; driver not included
Customization options	Lengths
Accessories	Drivers 24VDC + DALI interface,
Net lamp weight	0,2 kg

### Codes

BSLM0410G65WAA

### Structure

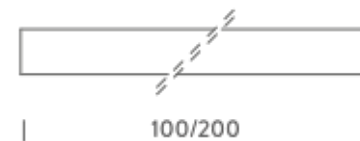
grey

### PACKAGE

Package 01

Dimension: 100x5x5 cm / Gross weight: 0,2 kg

### Certificazioni



# WALL | 1M - 4000K

## LAMPING

Source	Linear LED
Total power	15W
Emission	Diffused
Tension	24VDC
Color temperature	4000K
Luminous flux	540lm
Initial luminaire efficacy	> 36lm/W
Initial chromaticity	SDCM < 3
Typ CRI	90
Energy class	A+
IP class	40
Dimensions	1,5x1x100cm
Materials	Anodized aluminum
Ambient temperature range	- 20°C / 35°
Performance ambient temperature	25°
Notes	compatible controls: 1-10V, DALI, DMX, Casambi; cable 0,5m; driver not included
Customization options	Lengths
Accessories	Drivers 24VDC + DALI interface,
Net lamp weight	0,2 kg

## Codes

BSLM0410G65NAA

## Structure

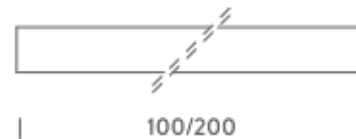
grey

## PACKAGE

Package 01

Dimension: 100x5x5 cm / Gross weight: 0,4 kg

## Certificazioni



## WALL | 2M - 3000K

### LAMPING

Source	Linear LED
Total power	30W
Emission	Diffused
Tension	24VDC
Color temperature	3000K
Luminous flux	914lm
Initial luminaire efficacy	> 36lm/W
Initial chromaticity	SDCM < 3
Typ CRI	90
Energy class	A+
IP class	40
Dimensions	1,5x1x200cm
Materials	Anodized aluminum
Ambient temperature range	- 20°C / 50°
Performance ambient temperature	25°
Mechanical impact protection code	IK08
Notes	compatible controls: 1-10V, DALI, DMX, Casambi; cable 0,5m; driver not included
Customization options	Lengths
Accessories	Drivers 24VDC + DALI interface,
Net lamp weight	0,4 kg

### Codes

BSLM0420G65WAA

### Structure

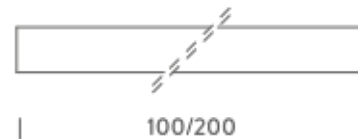
grey

### PACKAGE

Package 01

Dimension: 200x5x5 cm / Gross weight: 0,4 kg

### Certificazioni



## WALL | 2M - 4000K

---

### LAMPING

Source	Linear LED
Total power	30W
Emission	Diffused
Tension	24VDC
Color temperature	4000K
Luminous flux	1080lm
Initial luminaire efficacy	> 90lm/W
Initial chromaticity	SDCM < 3
Typ CRI	90
Energy class	A+
IP class	40
Dimensions	1,5x1x200cm
Materials	Anodized aluminum
Ambient temperature range	- 20°C / 50°
Performance ambient temperature	25°
Mechanical impact protection code	IK08
Notes	compatible controls: 1-10V, DALI, DMX, Casambi; cable 0,5m; driver not included
Customization options	Lengths
Accessories	Drivers 24VDC + DALI interface,
Net lamp weight	0,4 kg

### Codes

BSLM0420G65NAA

### Structure

grey

### PACKAGE

Package 01 Dimension: 200x5x5 cm / Gross weight: 0,31 kg

### Certificazioni

