

A-LINE

CONFIGURATOR

EMERGENCY TYPE ◆	PRODUCT CODE	WATTAGE	NOMINAL SIZE	COVER	DISTRIBUTION	CONTROL TYPE
Narrow body						
W SmartScan	AL A-Line	041 41W	L 1500mm	P IK10 Polycarbonate	M Medium	S SmartScan ***
T AutoTest **				A IK07 Acrylic		D Smart ***
E Emergency **						L Non-dimming
Wide body						
W SmartScan	AL A-Line	058 58W	L 1500mm	P IK10 Polycarbonate	M Medium	S SmartScan ***
T AutoTest **				A IK09 Acrylic		D Smart ***
E Emergency **						L Non-dimming
E.g. WAL041LPMS						
W SmartScan	AL A-Line	041 41W	L 1500mm	P IK10 Polycarbonate	M Medium	S SmartScan

◆ Optional, leave blank if emergency is not required

** Not available with S Control Type *** SmartScan/Smart versions IK06

WEIGHTS

BODY TYPE	APPROX. kg
Narrow	6.0
Wide	8.0

EMERGENCY

Add 0.3kg to weight listed.

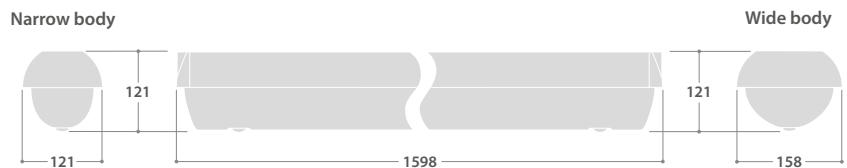
SMARTSCAN AND SMART

Add 0.1kg to weight listed.

INSTALLATION KITS - One kit per luminaire installed

KIT	CAT. No.	DESCRIPTION	APPROX. kg
Hook suspension	IK 6388	Two stainless steel hooks (including nuts and sealing washers) for chain suspension	0.05
IP66 gland kit	IK 6389	Weatherproof nylon gland (including nuts and sealing washers) for entry of flexible cables	0.02
Conduit entry	IK 6390	IP66 20mm conduit suspension sealing washer kit	0.01
Rod suspension	IK 6391	IP66 10mm diameter rod sealing washer kit	0.01


DIMENSIONS



OPTIONS

DESCRIPTION	SUFFIX	EXAMPLE
Factory fitted 4-core through wiring	TW	WAL041LPMSTW
Tamper resistant screws ■	T	WAL041LPMST

- To fasten tamper resistant screws order T25 pin Torx bit (Suitable for magnetic bit holder) **KEY 16976**



Wide body
Smart version



Wide body
standard version

MULTI-PURPOSE, CORROSION-RESISTANT LUMINAIRES



SPECIFICATION

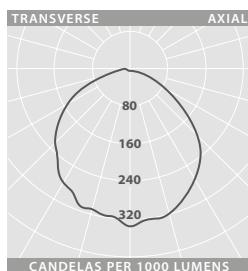
- Robust and durable extruded aluminium body with die-cast ends finished full polyester, non-yellowing white
- Body dissipates heat, ensuring long control gear life in higher ambient temperatures
- Choice of high corrosion-resistant acrylic or impact-resistant, fire-retardant polycarbonate covers
- Cover secured with corrosion-resistant nickel plated brass fixing screws
- Factory fitted 4-core through wiring option (alternative configurations to special order)
- Optional tamper-resistant stainless steel cover screws
- Smart versions with intelligent lighting control for use up to 8 metres mounting height
- SmartScan wireless technology removes the need for control cabling. Ideal for retro-fit
- Fitted with 4000K LEDs

LED CHARACTERISTICS

CRI	80+
COLOUR TEMPERATURE	4000K
RATED LIFE (HOURS)	100K - L80/B10
PROTECTION	LUX GUARD
DRIVER EFFICIENCY	>85%
REPLACEABLE	YES
POWER FACTOR	>0.95
LL/CW	170.0

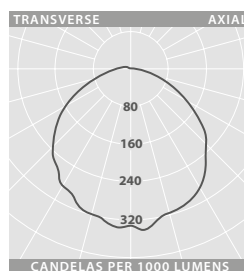
For LED characteristics explanation see www.thorlux.com/led-guide

PHOTOMETRIC GUIDE



POLYCARBONATE COVER

Luminaire Lumen Output:
41W = 7070 lm
58W = 10130 lm



ACRYLIC COVER

Luminaire Lumen Output:
41W = 7480 lm
58W = 10755 lm

COMPLIANCE STANDARDS

- Complies with M.O.D. JSP482 Chapter 8 Document for 'Category C' areas
- Complies with food production standards IFS**, HACCP and BRC

** Only applies to polycarbonate version

AMBIENT OPERATING TEMPERATURES

LED	STANDARD/SMART		EMERGENCY	
	MINIMUM	MAXIMUM	MINIMUM	MAXIMUM
41W	-20°C	50°C	0°C	25°C
58W	-20°C	50°C	0°C	25°C

For ambient temperatures below the stated minimum contact the Thorlux Technical department

SmartScan Configurations



Find out more at www.thorlux.com/smartsan