
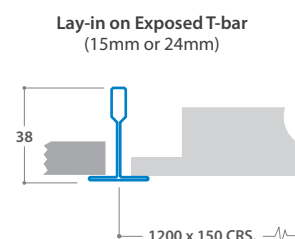
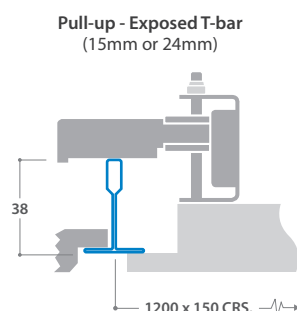
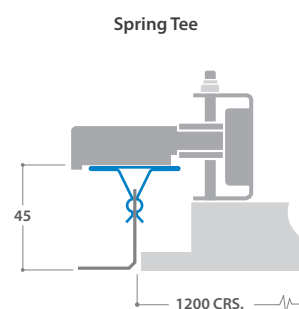
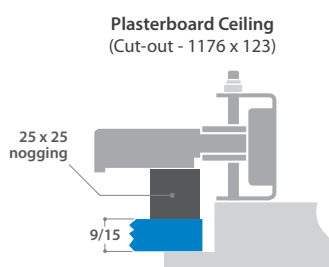
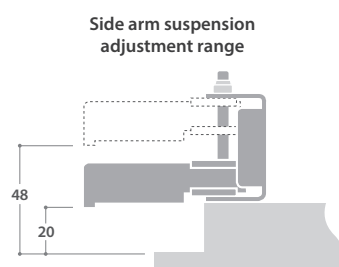


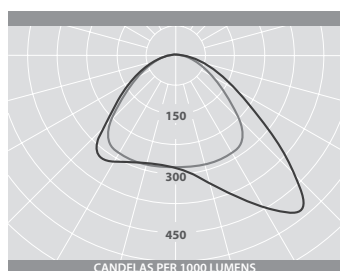
RADIANCE CORRIDOR



MOUNTING ARRANGEMENTS (1200 x 150mm nominal ceilings)



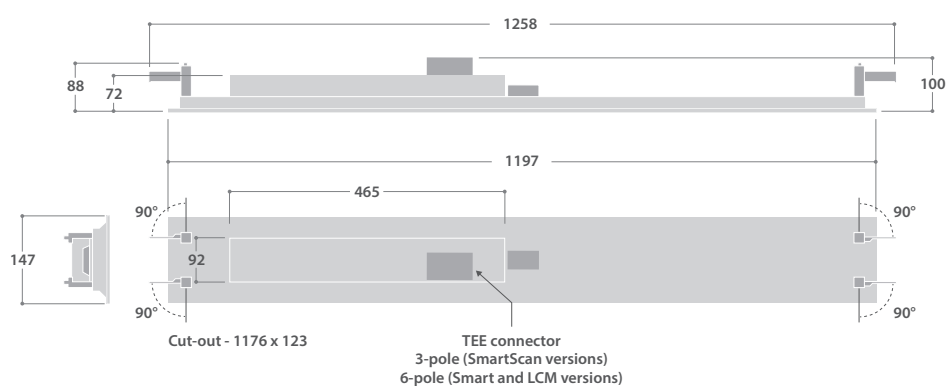
PHOTOMETRIC GUIDE



1200 x 150

Luminaire Lumen Output:
24W = 2980lm

DIMENSIONS





NARROW, LOW-GLARE, RECESSED, ASYMMETRIC CORRIDOR LED LUMINAIRES



SPECIFICATION

- Steel body finished full polyester non-yellowing satin white (RAL 9016)
- Carefully controlled optics provide a low-glare asymmetric distribution to evenly illuminate hospital corridors from an off-centre position
- Fire-retardant polycarbonate low glare diamond-prism diffuser
- Zinc coated steel gear enclosure securely fastened to the luminaire housing
- Edge-lit diffuser technology reduces visible LEDs
- Specifically designed to provide a 'visual comfort zone'
- Complies with CIBSE 2008 Hospital Lighting Guide (LG2)
- Suitable for most ceiling types; lay-in or pull up with optional side arm suspensions
- Smart versions with intelligent lighting control
- Optional SmartScan wireless technology removes the need for control cabling. Ideal for retro-fit.
- Fitted with 4000K LEDs

SmartScan Configurations



Find out more at www.thorlux.com/smartscan

LED CHARACTERISTICS

CRI	80+
COLOUR TEMPERATURE	4000K
RATED LIFE (HOURS)	67K - L80/B10
PROTECTION	LUX GUARD
DRIVER EFFICIENCY	>85%
REPLACEABLE	YES*
POWER FACTOR	>0.9
LL/CW	114.6

For LED characteristics explanation see www.thorlux.com/led-characteristics

* Light engine is replaceable as a single plug in unit

RANGE

	NOMINAL SIZE (mm) ■	LED	CAT. No.	APPROX. kg	CIRCUIT
SMART	1200 x 150	24W	RC 18819	4.4	D/SS
STANDARD	1200 x 150	24W	RC 18820	4.3	L/A

CIRCUIT TYPE - suffix catalogue number with:

SMART D - Smart / SS - SmartScan

STANDARD L - non-dimming / A - dimming (DALI) e.g. RC 18819SS etc.

EMERGENCY VERSION - prefix catalogue number with:

ERC - Emergency / TRC - AutoTest / DRC - Scanlight AT (DALI) /

WRC - SmartScan* e.g. WRC 18819SS etc.

Add 0.3kg to weights listed

■ Bespoke sizes available to special order

* Can only be used with the 'SS' suffix

ACCESSORIES

DESCRIPTION	CAT. No.
Optional side arm suspension kit ▲	RC 18821

▲ 4 arms per kit - not required for lay-in mounting

WEB LINK >
"PLUG AND PLAY"
LIGHTING CABLE
MANAGEMENT

