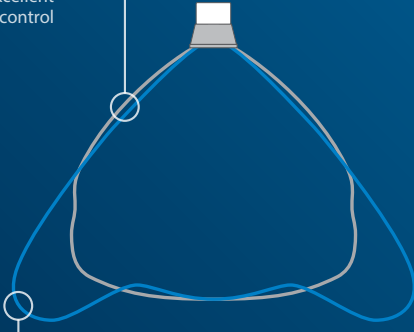


BROAD DISTRIBUTION

General area lighting up to typically 5m

Gentle cut-off for excellent glare control

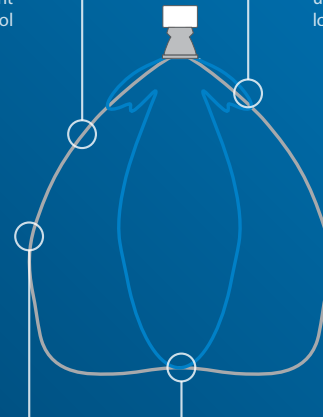


Broad distribution wide spacing

NARROW DISTRIBUTION

Ideal for rack lighting up to typically 7m

Gentle cut-off for excellent glare control



Illuminates upper rack locations

Broad distribution allows greater longitudinal spacings

Delivers accurate light control to lower racks



KANBY LED MIRROR



Smart version



Narrow distribution version

Broad distribution version

LED MIRROR REFLECTOR LUMINAIRES FOR WAREHOUSE APPLICATIONS



SPECIFICATION

- Steel body and end caps finished full polyester, non-yellowing white
- Extremely efficient specular aluminium reflector provides low glare illumination of racking aisles
- Smart versions with intelligent lighting control for use up to 8 metres mounting height
- SmartScan wireless technology removes the need for control cabling. Ideal for retro-fit
- High quality control gear and LEDs designed to achieve 88,000 hour life expectancy
- Fitted with 4000K LEDs

LED CHARACTERISTICS

CRI	80+
COLOUR TEMPERATURE	4000K
RATED LIFE (HOURS)	88K - L70/B10
PROTECTION	LUX GUARD
DRIVER EFFICIENCY	90%
REPLACEABLE	YES
POWER FACTOR	>0.95
LL/CW	153.0

For LED characteristics explanation see www.thorlux.com/led-guide

SmartScan Configurations



Find out more at www.thorlux.com/smartsan

RANGE

	LENGTH (mm)	LED	BROAD DISTRIBUTION	NARROW DISTRIBUTION	FIXINGS	APPROX. kg	CIRCUIT
SMART	1558	22W LED	KB 15876	KB 15879	Suitable for BESA fixing on 600 to 610mm centres	3.0	D/SS
		30W LED	KB 15877	KB 15880			D/SS
		52W LED	KB 15878	KB 15881			D/SS
STANDARD	1508	22W LED	KB 15870	KB 15873	As above	2.9	L/A
		30W LED	KB 15871	KB 15874			L/A
		52W LED	KB 15872	KB 15875			L/A

CIRCUIT TYPE - suffix catalogue number with:

SMART D - Smart / SS - SmartScan

STANDARD L - non-dimming (LED) / A - dimming (DALI) e.g. **KB 15876SS** etc.

EMERGENCY VERSION - prefix catalogue number with:

EKB - Emergency } (Not available when selecting the 'SS' suffix)

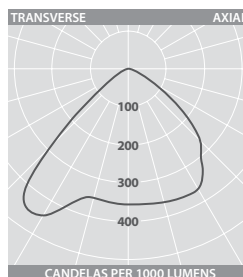
TKB - AutoTest

WKB - SmartScan (Only available when selecting the 'SS' suffix)

e.g. **WKB 15876SS** etc.

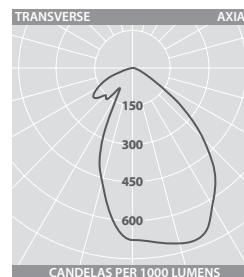
Add 0.3kg to weights listed

PHOTOMETRIC GUIDE



BROAD DISTRIBUTION

Luminaire Lumen Output:
22W = 3890lm
30W = 5355lm
52W = 8460lm



NARROW DISTRIBUTION

Luminaire Lumen Output:
22W = 3790lm
30W = 5110lm
52W = 8270lm

DIMENSIONS

