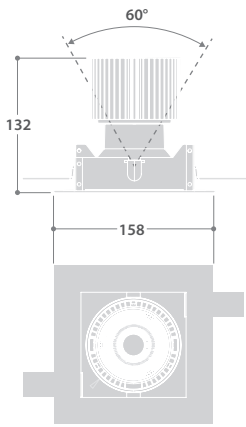
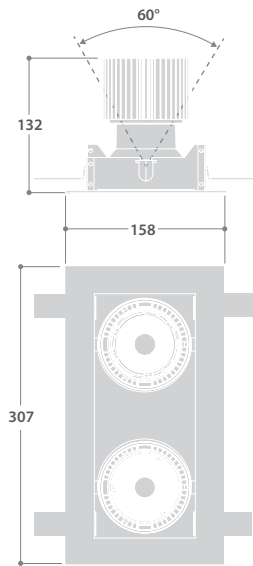




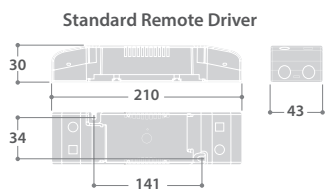
DIMENSIONS



Cut-out - 143 x 143mm
Minimum void depth - 180



Cut-out - 143 x 292mm
Minimum void depth - 180





ADJUSTABLE RECESSED ACCENT GIMBALS

IP20 CE LED

SPECIFICATION

- Steel body/chassis finished full polyester satin white
- High pressure die-cast aluminium gimbal body finished full polyester satin white
- Black and Silver finishes available to special order*
- 30° and 38° beam angle versions
- Adjustable spots with tilt in all directions
- Triple or quad head versions available to special order*
- Injection moulded, black, anti-glare reflector bezel
- Supplied with remote gear unit(s) fitted with 2m lead
- Luminaires can be supplied pre-wired with a purpose made 1m connection lead for plugging directly into the Smart Hub
- Fitted with CRI 90 LEDs with enhanced R9 value. Suitable for retail applications
- CRI 80 available*
- 3000K and 4000K versions

*Minimum order quantity applies

RANGE

LED	30° BEAM	38° BEAM	APPROX. kg	CIRCUIT
Single Version				
14W - 3000K	SOL17800	SOL17804	1.5	L/A
20W - 3000K	SOL17801	SOL17805	1.5	L/A
14W - 4000K	SOL17802	SOL17806	1.5	L/A
20W - 4000K	SOL17803	SOL17807	1.5	L/A
Twin Version				
2x 14W - 3000K	SOL17808	SOL17812	2.3	L/A
2x 20W - 3000K	SOL17809	SOL17813	2.3	L/A
2x 14W - 4000K	SOL17810	SOL17814	2.3	L/A
2x 20W - 4000K	SOL17811	SOL17815	2.3	L/A

CIRCUIT TYPE - suffix catalogue number with:

L - non-dimming (LED) / **A** - dimming (DALI) e.g. **SOL 17800L** etc.

HUB VERSIONS - suffix catalogue number with **SHL** e.g. **SOL 17800SHL**