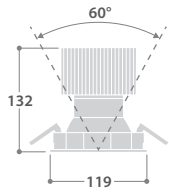
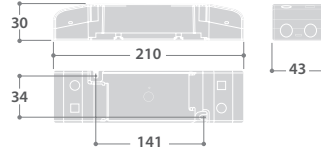




DIMENSIONS

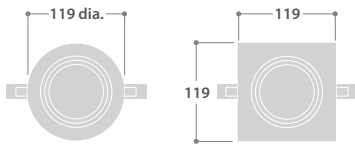


Standard Remote Driver



Round Version

Square Version



Cut-out - 110mm dia.
Minimum ceiling void - 190mm



Round Version



Square Version

ADJUSTABLE RECESSED ACCENT DOWNLIGHTS



SPECIFICATION

- Die-cast aluminium ring assembly finished satin white
- Black and Silver finishes available to special order*
- 30° and 38° beam angle versions
- 355° azimuth adjustment
- 60° vertical adjustment
- Injection moulded, black, anti-glare reflector bezel
- Supplied with remote gear unit(s) fitted with 2m lead
- Luminaires can be supplied pre-wired with a purpose made 1m connection lead for plugging directly into the Smart Hub
- Fitted with CRI 90 LEDs with enhanced R9 value. Suitable for retail applications
- CRI 80 available*
- 3000K and 4000K versions

* Minimum order quantity applies

RANGE

LED	30° BEAM	38° BEAM	APPROX. kg	CIRCUIT
Round Version				
14W - 3000K	MA17950	MA17954	1.0	L/A
20W - 3000K	MA17951	MA17955	1.0	L/A
14W - 4000K	MA17952	MA17956	1.0	L/A
20W - 4000K	MA17953	MA17957	1.0	L/A
Square Version				
14W - 3000K	MA17958	MA17962	1.0	L/A
20W - 3000K	MA17959	MA17963	1.0	L/A
14W - 4000K	MA17960	MA17964	1.0	L/A
20W - 4000K	MA17961	MA17965	1.0	L/A

CIRCUIT TYPE - suffix catalogue number with:

L - non-dimming (LED) / **A** - dimming (DALI) e.g. **MA 17950L** etc.

HUB VERSIONS - suffix catalogue number with **SHL** e.g. **MA 17950SHL**