

NEMO

CROWN WALL

Jehs + Laub

Wall lamps, with modular structure in die-casted aluminium and sandblasted glass diffusers. Structure in aluminium hand polished glossy or gold plated or painted in matt white, matt black or gold.



NEMO

CROWN WALL

Jehs + Laub

2 x HALO/LED

Lamping

Source	halopin G9 QT-14
Total power	2x60W
Emission	diffused
Switching	dimnable, according to bulb
Tension	110/230V
Materials	aluminium + glass
Notes	LED version with kit G9 LED NEMO

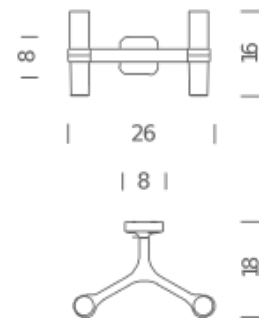
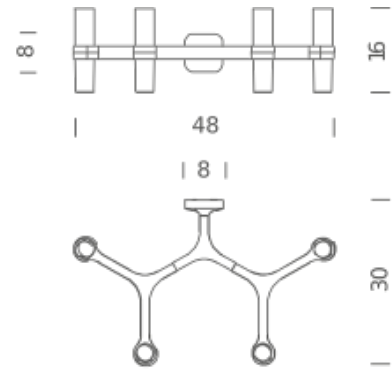
Codes

CRO HLW 31
 CRO HWW 31
 CRO HNW 31
 CRO HGW 31
 CRO HOW 31

Structure



Diffuseur



NEMO

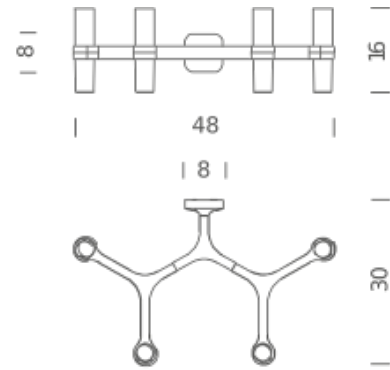
CROWN WALL

Jehs + Laub

4 x HALO/LED

Lamping

Source	halopin G9 QT-14
Total power	4x60W
Emission	diffused
Switching	dimnable, according to bulb
Tension	110/230V
Materials	aluminium + glass
Notes	LED version with kit G9 LED NEMO



Codes

CRO HLW 32
 CRO HWW 32
 CRO HNW 32
 CRO HGW 32
 CRO HOW 32

Structure



Diffuseur

