



Custodial Lighting Luminaires



Introduction

Thorlux can supply an approved range of luminaires and systems to the UK Prison Service for all areas of prison establishments from workshops, canteens and recreational areas to corridors, landings and safe-cell accommodation blocks. Thorlux has developed these products in close consultation with the National Offender Management Service (NOMS) to meet stringent standards.

NOMS is part of the Ministry of Justice and regulates the procurement and supply to prisons of all manner of products, including lighting.

The Thorlux Prison Range includes a wide selection of specially formulated luminaire designs for 'non-accommodation', 'cell' and 'safe-cell' prison areas.

The NOMS standards for the construction, performance and longevity of in-cell luminaires are based on Home Office specifications. These standards detail the requirements of luminaires for use in both standard and safe-cell accommodation and introduce a testing regime far in excess of previous Home Office requirements.

In the development of the Thorlux 'Accommodation' Area Lighting System, an extensive programme of impact, burn and anti-ligature tests were undertaken in association with NOMS engineers to ensure that the luminaires and systems would not allow occupants to self harm. High severity impact testing using cell available items specified by NOMS as impact providers ensures that these luminaires and systems will sustain no operational impairment during service. NOMS testing further ensures that diffusers will withstand attack from such items as screwdrivers and cutlery and will withstand many minutes of naked flame attack after which there will still be no ligature attachment risk.

NOMS certification also applies to luminaires and systems for use in Police Custody Suites, Customs and Excise Establishments, Court Premises and Mental Health and Secure Units.



‘Vandalux Prison’ - Lighting for safe-cell accommodation areas*

Thorlux has designed the Vandalux Prison luminaires to comply with the rigorous demands of prison accommodation. This lighting system is highly durable and almost fit and forget.

The Vandalux Prison system is a continuous cornice-mounted system with infill sections to adjust to different cell lengths. Integral trunking compartments facilitate through wiring and other electrical services such as power outlet trunking drops and surveillance camera installation to provide a fully self-contained multi-purpose system.

High efficiency optics and thermal properties within the luminaire ensure optimum operation and performance of the LEDs and a night-light provides illuminance to the bedhead.

Bespoke versions can be designed to suit specific applications.

Vandalux Prison - Specification

- NOMS approved for standard cells and safe cells
- Anti-ligature
- IP65 rated as standard
- Robust steel body, frame and infill panels
- Highly impact-resistant polycarbonate diffuser
- Switchable light level option with night-light facility
- Tamper-resistant external and internal fixings
- Optional integral multi-compartment trunking
- Integral emergency, AutoTest and Scanlight AT versions

Vandalux Prison - Applications

- Safe cell accommodation
- Standard cell accommodation
- Landings, corridors, walkways
- Recreation rooms, canteens
- Gymnasiums

** Available to special order*

Lighting for non-accommodation areas



Vandalux - NOMS approved prison cell versions available to special order

- Anti-ligature
- IP65 ingress protection rating
- IK10 impact resistance rating
- Rigid steel body construction: full polyester powder coated black (white option available)
- Steel front cover frame retained by tamper-resistant fixings
- Satin polycarbonate front cover
- Continuous mounting via infill sections
- Emergency, AutoTest and Scanlight AT versions

Suitable for walkways, corridors, landings, recreation rooms, workshops, canteens, toilets, stairwells, medical wards and any other supervised areas



A-Line Prison

- Anti-ligature
- IP65 ingress protection rating
- IK10 impact resistance rating
- Extruded aluminium body: full polyester powder coated white
- Stippled polycarbonate front cover retained by tamper-resistant fixings
- Emergency, AutoTest and Scanlight AT versions

Suitable for walkways, recreation rooms, workshops, canteens, stairs, training rooms and any other supervised areas



G3-AL

- Anti-ligature
- IP65 ingress protection rating (from underside)
- IK10 impact resistance rating
- Remote phosphor mixing chamber
- Steel bezel: full polyester powder coated white
- Tamper-resistant fixings
- Clear polycarbonate front cover
- Emergency, AutoTest and Scanlight AT versions

Suitable for shower areas, toilets, canteens, visitor areas and any other supervised areas



G2-AL

- Anti-ligature
- IP20 ingress protection rating
- IK10 impact resistance rating
- Remote phosphor mixing chamber
- High pressure die-cast bezel finished full polyester non-yellowing white
- Tamper-resistant fixings
- Clear polycarbonate front cover
- Emergency, AutoTest and Scanlight AT versions

Suitable for shower areas, toilets, canteens, visitor areas and any other supervised areas

Cleanline Prison

- Anti-ligature
- IP65 ingress protection rating (from underside)
- IK10 impact resistance rating
- Covers in prismatic polycarbonate or clear polycarbonate with LG7 louvre
- Extruded aluminium frame: full polyester powder coated white
- Tamper-resistant fixings - Special key required, see page 7
- Emergency, AutoTest and Scanlight AT versions

Suitable for kitchens, wash-down rooms, laundry rooms and any other supervised areas



Cobalt-AL

- Anti-ligature
- IP66 ingress protection rating
- IK10 impact resistance rating
- Die-cast aluminium body: full polyester powder coated white
- Spun aluminium cover frame retained by tamper-resistant fixings
- Opal polycarbonate front cover
- Night light version available
- Emergency, AutoTest and Scanlight AT versions

Suitable for walkways, corridors, landings, shower areas, toilets and any other supervised areas



Securlite

- Anti-ligature
- IP66 ingress protection rating
- Approved for standard cells
- Robust steel body and frame
- High impact-resistant polycarbonate satin diffuser
- Tamper-resistant external fixings
- Night light version available
- Emergency, AutoTest and Scanlight AT versions

Suitable for walkways, corridors, landings, shower areas, toilets and any other supervised areas



Realta

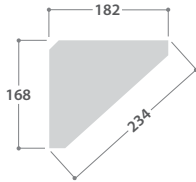
- Anti-ligature
- IP66 ingress protection rating
- IK10 impact resistance rating
- One piece die-cast aluminium body: full polyester powder coated graphite
- High efficiency injection-moulded vacuum-metallised reflector
- Prismatic polycarbonate front cover
- Tamper-resistant fixings
- Emergency, AutoTest and Scanlight AT versions

Suitable for external walkways and perimeter lighting



Product Range

Vandalux



Note: Supply entries and fixing points to be drilled on site. IP65 integrity must be maintained.

Range

Nominal Size (mm)	LED	Cat. No.	Length (mm)	Approx. kg	Circuit
1500	34W	VN 15758	1616	13.0	L/A
1500	74W	VN 15759	1616	13.2	L/A

CIRCUIT TYPE - suffix catalogue number with:

L - non-dimming (LED) / A - dimming (DALI) e.g. [VN 15758L](#) etc.

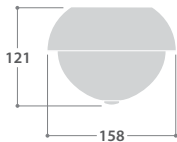
EMERGENCY VERSION - prefix catalogue number with:

[EVN](#) - Emergency / [TVN](#) - AutoTest / [DVN](#) - Scanlight AT e.g. [EVN 15758L](#) etc. Emergency, AutoTest and Scanlight AT versions add 0.3kg to weights listed

Infill Sections

Nominal Size (mm)	Cat. No.	Length (mm)	Approx. kg
1500	VP 13327	1616	13.6

A-Line Prison



Note: Supply entries and fixing points to be drilled on site. IP65 integrity must be maintained.

Range

Nominal Size (mm)	LED	Cat. No.	Length (mm)	Approx. kg	Circuit
1500	29W	AL 16111	1598	8.1	L/A
1500	58W	AL 16110	1598	8.1	L/A

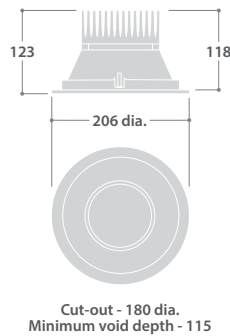
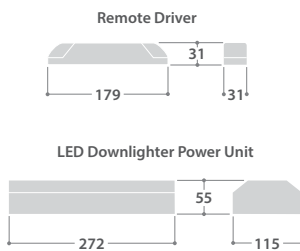
CIRCUIT TYPE - suffix catalogue number with:

L - non-dimming (LED) / A - dimming (DALI) e.g. [AL 16111L](#) etc.

EMERGENCY VERSION - prefix catalogue number with:

[EAL](#) - Emergency / [TAL](#) - AutoTest / [DAL](#) - Scanlight AT e.g. [EAL 16111L](#) etc. Emergency, AutoTest and Scanlight AT versions add 0.3kg to weights listed

G3 Prison



Range

LED	Cat. No.	Approx. kg	Circuit
12W	GT 15574	3.0	L/T/D/A
24W	GT 15575	3.0	L/T/D/A

CIRCUIT TYPE - suffix catalogue number with:

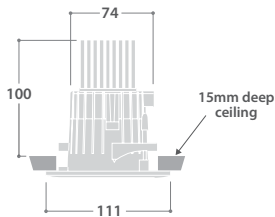
L - non-dimming (LED) / D - dimming (1-10V) /

T - dimming (DSI) / A - dimming (DALI) e.g. [GT 15574L](#) etc.

EMERGENCY VERSION - prefix catalogue number with:

[EGT](#) - Emergency / [TGT](#) - AutoTest / [DGT](#) - Scanlight AT e.g. [EGT 15574L](#) etc. Emergency, AutoTest and Scanlight AT versions add 0.3kg to weights listed

G2-AL



Cut out - 89 dia.
Minimum void depth for emergency and AutoTest versions - 165

Ordering Order by number:

1. Body e.g. [GU 16031](#) 2. Bezel type e.g. [GU 15998W](#) 3. Accessory type e.g. [GU 15999](#)

EXAMPLE 6W LED with white bezel and polycarbonate prismatic lens accessory: [GU 16031/GU 15998W/GU 15999](#)

1. Body Range

LED	Cat. No.	Approx. kg	Circuit
6W	GU 16031	0.5	L/T/D/A
12W	GU 16032	0.5	L/T/D/A

CIRCUIT TYPE - suffix catalogue number with:

L - non-dimming (LED) / D - dimming (1-10V) /

T - dimming (DSI) / A - dimming (DALI)

e.g. [GU 16031L](#) etc.

EMERGENCY VERSION - prefix catalogue number with:

[EGU](#) - Emergency / [TGU](#) - AutoTest / [DGU](#) - Scanlight AT e.g. [EGU 16031L](#) etc.

Emergency, AutoTest and Scanlight AT versions add 0.3kg to weights listed

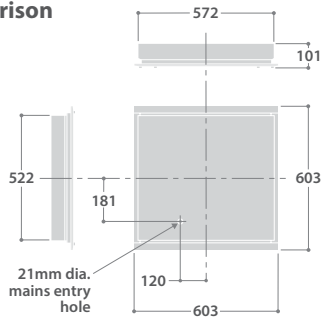
2. Bezel Range

Description	Cat. No.	Approx. kg
White bezel	GU 15998W	0.04
White bezel - emergency version	EGU 15998W	0.04

3. Accessory Range

Description	Cat. No.	Approx. kg
Polycarbonate prismatic lens	GU 15999	0.02

Cleanline Prison



Range

Nominal Size (mm)	Lamp	LG7:2005 Louvre and Poly. Cover Cat. No.	Prismatic Poly. Cover Cat. No.	Approx. kg
600 x 600	3 x 14W T5	-	CZ 14078J	6.6
600 x 600	4 x 14W T5	CZ 14076J	CZ 14079J	6.6
600 x 600	4 x 24W T5	CZ 14077J	CZ 14080J	6.6

EMERGENCY VERSION - prefix catalogue number with:

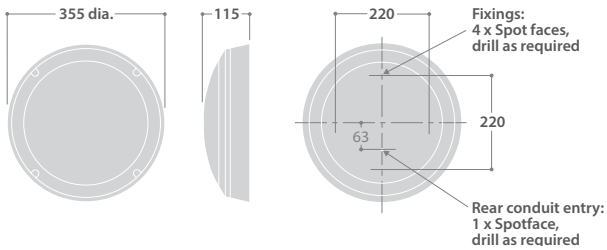
ECZ - Emergency / **TCZ** - AutoTest / **DCZ** - Scanlight AT e.g. **ECZ 14078J** etc.

Emergency, AutoTest and Scanlight AT versions add 0.7kg to weights listed

Lamps must be ordered separately

Tamperproof key required - Please order separately, Cat. No. **KEY 12152**

Cobalt-AL



Range

LED	Cat. No.	Approx. kg	Circuit
16W	CT 16114	3.4	L/D/A

CIRCUIT TYPE - suffix catalogue number with:

L - non-dimming (LED) / **D** - dimming (1-10V) /

A - dimming (DALI) e.g. **CT 16114L** etc.

EMERGENCY VERSION - prefix catalogue number with:

ECT - Emergency / **TCT** - AutoTest / **DCCT** - Scanlight AT e.g. **ECT 16114L** etc.

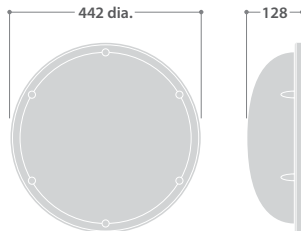
Emergency, AutoTest and Scanlight AT versions add 0.3kg to weights listed

NIGHT LIGHT VERSION - suffix catalogue number with: **N**

e.g. **CT 11614LN** etc. (Not available on emergency versions)

SILVER OPTION - add suffix **SV3** e.g. **CT 11614LSV3** etc.

Securlite



Range

LED	Cat. No.	Approx. kg	Circuit
28W	SU 16200	7.0	L/A
39W	SU 16197	7.0	L/A

CIRCUIT TYPE - suffix catalogue number with:

L - non-dimming (LED) / **A** - dimming (DALI) e.g. **SU 16200L** etc.

EMERGENCY VERSION (28W version only) - prefix catalogue number with:

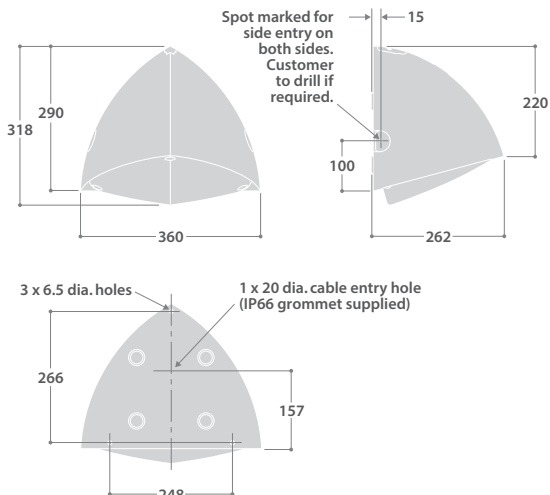
ESU - Emergency / **TSU** - AutoTest / **DSU** - Scanlight AT e.g. **ESU 16200L** etc.

Emergency, AutoTest and Scanlight AT versions add 0.3kg to weights listed

NIGHT LIGHT VERSION - suffix catalogue number with: **N**

e.g. **SU 16200LN** etc. (Not available on emergency versions)

Realta



Range

LED	Wide Distribution	Area Distribution	Approx. kg	Circuit
18W	RL 14436T	-	3.8	L/D/A
34W	-	RL 15849T	3.9	L/D/A

CIRCUIT TYPE - suffix catalogue number with:

L - non-dimming (LED) / **D** - dimming (1-10V) / **A** - dimming (DALI)

e.g. **RL 14436TL** etc.

EMERGENCY VERSION - prefix catalogue number with:

ERL - Emergency / **TRL** - AutoTest / **DRL** - Scanlight AT e.g. **ERL 14436T** etc.

Emergency, AutoTest and Scanlight AT versions add 0.3kg to weights listed

SILVER OPTION - add suffix **SV3** e.g. **RL 14436TSLV3** etc.

Information and advice

For project-specific advice, technical queries or further information on any of these luminaires, please contact prison@thorlux.co.uk



Thorlux Lighting
 Merse Road
 North Moons Moat
 Redditch
 Worcestershire
 B98 9HH
 England

Tel: +44 (0)1527 583200
 Fax: +44 (0)1527 584177
 e-mail: thorlux@thorlux.co.uk
 Web: www.thorlux.com

Direct UK Sales Line: 01527 583222

Thorlux Lighting Ireland
 1st Floor, Unit H3
 Centrepont Business Park
 Oak Road
 Dublin 12

Tel: +353 (0)1 460 4608
 Fax: +353 (0)1 460 4609
 e-mail: thorlux@thorlux.ie
 Web: www.thorlux.ie

Thorlux Lighting Germany
 Kleiststrasse 17a
 85386 Eching (b. München)
 Deutschland

Tel: +49 (0)89 31881794
 Fax: +49 (0)89 31881795
 e-mail: thorlux@thorlux.de
 Web: www.thorlux.de

Thorlux Lighting Australasia Pty Ltd.

Sales Offices
 7-9 Melrose Court
 Tullamarine VIC 3043
 Tel: +61 (0)3 9338 1891
 Fax: +61 (0)3 9330 0130

157 Wellington Road
 East Brisbane QLD 4169
 Tel: +61 (0)7 3335 3582
 Fax: +61 (0)7 3335 3587

Registered Office
 15 Industrial Avenue
 Wacol QLD 4076

e-mail: thorlux@thorlux.com.au
 Web: www.thorlux.com.au
 Sales Support All Capitals
 Registered No. ACN 139 400 507

Designers, manufacturers and suppliers
 of professional lighting systems
 INDUSTRIAL LUMINAIRES
 COMMERCIAL LUMINAIRES
 FLOODLIGHTING LUMINAIRES
 ARCHITECTURAL LUMINAIRES
 CONTROLS AND SYSTEMS
 TUNNEL LIGHTING SYSTEMS
 ROADWAY LIGHTING

Thorlux Carbon Offsetting Project:
www.thorlux.com/trees

A DIVISION OF F.W. THORPE PLC

The information given in this catalogue is typical and must not be interpreted as a guarantee of individual product performance and/or characteristics. We reserve the right to alter specifications and designs without prior notice.

THORLUX, THORLUX AUTOTEST and SCANLIGHT are Registered Trade Marks of F.W. Thorpe Plc.