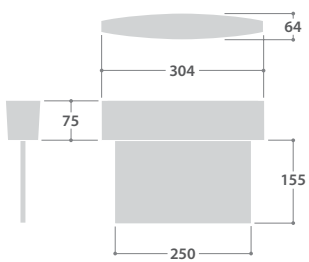


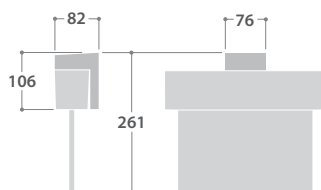


## DIMENSIONS

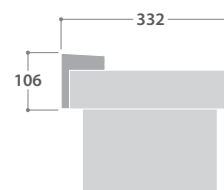
Ceiling Mounting



Wall Mounting



Cantilever Mounting





Wall mounting



Cantilever mounting



Ceiling mounting

### ARCHITECTURAL SURFACE MOUNTED LED EXIT SIGNS



#### SPECIFICATION

- Polycarbonate body finished matt silver
- Acrylic legend panel
- AutoTest and Scanlight AT versions
- Uses 8 low power consumption long life LEDs (4W total)
- Very easy battery compartment access
- Ceiling mounted or optional kit for wall and cantilever mounting
- Three hour, maintained or non-maintained operation
- Choice of legends

### RANGE

ISO 7010 LEGEND	CAT. No	EURO LEGEND	CAT. No	APPROX. kg	TYPE
<b>AutoTest</b>					
A	<b>TSV 15245</b>	F	<b>TSV 13626</b>	1.0	Maintained ▲
B	<b>TSV 15246</b>	G	<b>TSV 13627</b>	1.0	Maintained ▲
C	<b>TSV 15247</b>	H	<b>TSV 13628</b>	1.0	Maintained ▲
D	<b>TSV 15248</b>	J	<b>TSV 13629</b>	1.0	Maintained ▲
E	<b>TSV 15249</b>			1.0	Maintained ▲
<b>Scanlight AT</b>					
A	<b>DSV 15245</b>	F	<b>DSV 13626</b>	1.0	Maintained ▲
B	<b>DSV 15246</b>	G	<b>DSV 13627</b>	1.0	Maintained ▲
C	<b>DSV 15247</b>	H	<b>DSV 13628</b>	1.0	Maintained ▲
D	<b>DSV 15248</b>	J	<b>DSV 13629</b>	1.0	Maintained ▲
E	<b>DSV 15249</b>			1.0	Maintained ▲


▲ Wire link may be removed to enable non-maintained operation

### OPTIONAL MOUNTING KIT

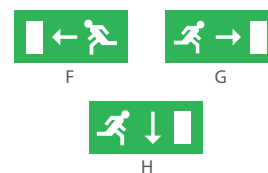
DESCRIPTION	APPROX. kg	CAT. No.
Wall or cantilever mounting kit	0.2	<b>SV 13630</b>

### LEGEND OPTIONS

#### ISO 7010 Single Sided



#### EURO Single Sided



#### ISO 7010 Double Sided



#### EURO Double Sided

