

LED DOWNLIGHTERS



ADJUSTABLE GIMBAL

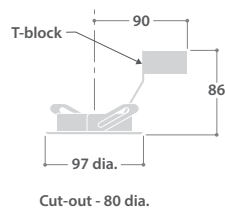


RANGE

LED	CAP TYPE	CAT. No.	APPROX. kg
6W	GU10	ARD 14911	0.2

HUB VERSIONS - suffix catalogue number with SHL
e.g. **ARD 14911SHL**

DIMENSIONS



MAINS VOLTAGE LED DOWNLIGHTERS

IP20 CE LED

SPECIFICATION

- Finished white
- For 50mm diameter LED lamps
- Easy-fit leaf spring fixing
- Cast aluminium centre and pressed steel bezel
- Side pivoted gimbal with 30° downward adjustment
- Beam angle 40°
- Luminaires can be supplied pre-wired with a purpose made 1m connection lead for plugging directly into the Smart Hub, ECO Hub or LCM Hub (see Controls section)
- Supplied with 2800K 6W LED lamp

Web link: [Control Systems](#) >

MAINS VOLTAGE LED DOWNLIGHTERS

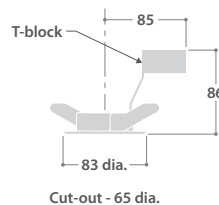
IP20 CE LED

SPECIFICATION

- Finished white
- For 50mm diameter LED lamps
- Cast aluminium bezel
- Easy-fit leaf spring fixing
- Beam angle 40°
- Luminaires can be supplied pre-wired with a purpose made 1m connection lead for plugging directly into the Smart Hub, ECO Hub or LCM Hub (see Controls section)
- Supplied with 2800K 6W LED lamp



DIMENSIONS



RANGE

LED	CAP TYPE	CAT. No.	APPROX. kg
6W	GU10	RD 14910	0.1

HUB VERSIONS - suffix catalogue number with **SHL**
e.g. **RD 14910SHL**

MAINS VOLTAGE LED DOWNLIGHTERS

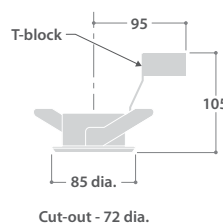
IP65 BELOW CEILING CE LED

SPECIFICATION

- Finished white
- For 50mm diameter LED lamps
- Designed for use in showers, bathrooms, kitchens etc.
- Cast aluminium bezel
- Easy-fit leaf spring fixing
- Beam angle 40°
- Luminaires can be supplied pre-wired with a purpose made 1m connection lead for plugging directly into the Smart Hub, ECO Hub or LCM Hub (see Controls section)
- Supplied with 2800K 6W LED lamp



DIMENSIONS



RANGE

LED	CAP TYPE	CAT. No.	APPROX. kg
6W	GU10	RD 14912	0.4

HUB VERSIONS - suffix catalogue number with **SHL**
e.g. **RD 14912SHL**

IP65