

# CLARA 180



*Shown in white option*



## WALL MOUNTED LED UP AND DOWNLIGHTERS



### SPECIFICATION

- White injection moulded polycarbonate body (RAL 9016)
- Silver option (RAL 9006)
- High efficiency satin polycarbonate covers
- Can be mounted horizontally or vertically
- Up and downlighter or uplighter only version
- 60,000 hour life expectancy
- Emergency, AutoTest and Scanlight AT versions using one integral 1.5W high power LED per side
- LED failure protection
- Fitted with 4000K LEDs

### LED CHARACTERISTICS

Ra	°K	L70/B10	LL/CW <b>82.0</b>
80+	4000	60K	
P/U	%	R/Rx	PF
P	>80	R	>0.95

For LED characteristics explanation see [www.thorlux.com/led-characteristics](http://www.thorlux.com/led-characteristics)

### RANGE

LED	CAT. No.	APPROX. kg	CIRCUIT
Up and downlighter 20W	<b>CA 15854</b>	1.7	L/A
Uplighter 10W+	<b>CA 15853</b>	1.6	L/A

**CIRCUIT TYPE** - suffix catalogue number with:  
**L** - non-dimming (LED) / **A** - dimming (DALI) e.g. **CA 15854L** etc.

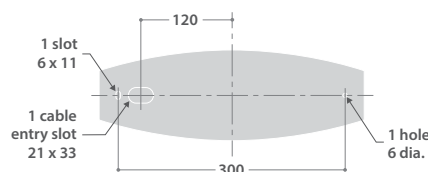
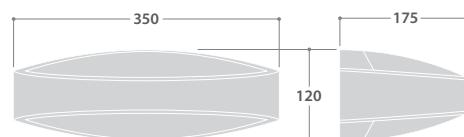
**EMERGENCY VERSION** - prefix catalogue number with:  
**ECA** - Emergency / **TCA** - AutoTest / **DCA** - Scanlight AT  
 e.g. **ECA 15854L** etc.

Emergency, AutoTest and Scanlight AT versions add 0.3kg to weights listed.

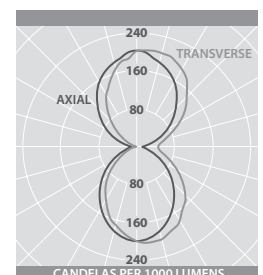
**FINISH OPTION** - suffix catalogue number with:  
**SV3** - Silver e.g. **CA 15854LSV3** etc.

✦ Can also be used as a downlighter

### DIMENSIONS



### PHOTOMETRIC GUIDE



### LED

Luminaire Lumen Output  
 10W = 1015lm  
 20W = 1885lm